



Phonological Awareness

PA. 010

Phoneme Isolating

Final Phoneme Find

Objective

The student will isolate final phonemes in words.


Materials

- ▶ Media player
- ▶ Dialogue
Record on media player.
- ▶ Student sheet
- ▶ Headphones
- ▶ Pencils

Activity

Students isolate final phonemes by listening to words and choosing pictures with that sound.













1. Set up the listening center. Provide the student with a student sheet.
2. Student puts on headphones and listens to the directions.
3. Listens to sound and pauses media player.
4. Finds and places number next to the picture that ends with the target sound.
5. Continues until student sheet is completed.
6. Self-check (provide answer key)



“Put a number 1 by the picture that ends with the sound /ch/.”

Name _____

PA.010 Final Phoneme Find

Extensions and Adaptations

- ▶ Use other sounds with new pictures.

Teacher Dialogue

Preparation: Record the bold text.

Wait before recording next item to allow student time to fill in answer or instruct student to pause the media player before listening to the next sound.

An Answer Key is provided at the bottom of the page.

On your student sheet you will find 12 pictures. I will now say the name of each one starting at the top and going across. They are: cow, monkey, octopus, whistle, fox, watch, saw, banana, rainbow, calendar, guitar, and toothbrush.

I will say a sound. Your job is to find a picture that ends with that sound. When you find the picture, you will mark it with a number on your student sheet.

Put a number 1 by the picture that ends with the sound /ch/.

Put a number 2 by the picture that ends with the sound /ō/.

Put a number 3 by the picture that ends with the sound /ə/.

Note to teacher: The /ə/ is a schwa and is pronounced like a short “u” like in the word “cut.”

Put a number 4 by the picture that ends with the sound /er/.

Put a number 5 by the picture that ends with the sound /sh/.

Put a number 6 by the picture that ends with the sound /ar/.

Put a number 7 by the picture that ends with the sound /l/.

Put a number 8 by the picture that ends with the sound /s/.

Put a number 9 by the picture that ends with the sounds /ks/.

Put a number 10 by the picture that ends with the sound /aw/.

Put a number 11 by the picture that ends with the sound /ow/.

Put a number 12 by the picture that ends with the sound /ē/.








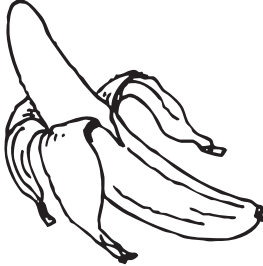



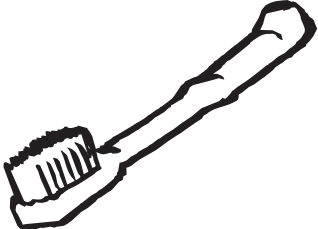
Answer Key:

1. watch 2. rainbow 3. banana 4. calendar 5. toothbrush 6. guitar 7. whistle 8. octopus 9. fox 10. saw
11. cow 12. monkey

Name _____

PA. 010

Final Phoneme Find

			
			
			1
			
			
			

Name _____

Final Phoneme Find

PA. 010
