



Phonological Awareness

PA. 01 I

Phoneme Isolating

Medial Phoneme Find

Objective

The student will isolate medial phonemes in words.


Materials

- ▶ Media player
- ▶ Dialogue
Record on media player.
- ▶ Student sheet
- ▶ Headphones
- ▶ Pencils

Activity

Students isolate medial phonemes by listening to words and choosing pictures with that sound.

1. Set up the listening center. Provide the student with a student sheet.
2. Student puts on headphones and listens to the directions.
3. Listens to sound and pauses media player.
4. Puts the assigned number beside the picture containing the target sound.
5. Continues until student sheet is completed.
6. Self-check (provide answer key)















“The medial sound is /a/.
Put a number 1 by the
picture that has the medial
sound /a/.”

Name _____

PA.01 I

Medial Phoneme Find

	<input type="checkbox"/>		<input type="checkbox"/>
	1		<input type="checkbox"/>
	<input type="checkbox"/>		<input type="checkbox"/>
	<input type="checkbox"/>		<input type="checkbox"/>
	<input type="checkbox"/>		<input type="checkbox"/>
	<input type="checkbox"/>		<input type="checkbox"/>

Extensions and Adaptations

- ▶ Use other sounds with new pictures.

Phonological Awareness

Teacher Dialogue

Preparation: Record the bold text.

Wait before recording next item to allow student time to fill in answer or instruct student to pause the media player before listening to the next sound.

An Answer Key is provided at the bottom of the page.

On your student sheet you will find 12 pictures. I will now say the name of each one starting at the top and going across. They are: heart, mouse, cap, shawl, book, sheep, cone, kite, cub, gate, pin, moon.

I will say a sound. Your job is to find the picture that has the same medial sound. When you find the picture, you will mark it with a number on your student sheet.

Put a number 1 by the picture that has the medial sound /a/.

Put a number 2 by the picture that has the medial sound /ō/.

Put a number 3 by the picture that has the medial sound /ōō/.

Put a number 4 by the picture that has the medial sound /aw/.

Put a number 5 by the picture that has the medial sound /oo/.

Put a number 6 by the picture that has the medial sound /i/.

Put a number 7 by the picture that has the medial sound /ē/.

Put a number 8 by the picture that has the medial sound /ī/.

Put a number 9 by the picture that has the medial sound /u/.

Put a number 10 by the picture that has the medial sound /ou/.

Put a number 11 by the picture that has the medial sound /ar/.

Put a number 12 by the picture that has the medial sound /ā/.













Answer Key:

1. cap 2. cone 3. moon 4. shawl 5. book 6. pin 7. sheep 8. kite 9. cub 10. mouse 11. heart 12. gate

Name _____

PA. 011

Medial Phoneme Find

Name _____

Medial Phoneme Find

PA. 011
