

# Phonological Awareness



## Phoneme Isolating

PA. 012

### Phoneme Quest

#### Objective

The student will isolate initial/final/medial phonemes in words.




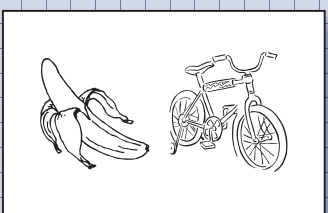


#### Materials

- ▶ Set of double-picture cards  
*Cut words from the bottom of the page before giving to students.*
- ▶ Student sheet  
*Note: The head of the shark denotes the beginning sound, the body of the shark with fin denotes the medial or middle sound, and the tail denotes the final sound.*
- ▶ Scissors
- ▶ Glue

#### Activity

Students identify initial phonemes by matching picture cards.

1. Provide the student with a student sheet and a set of picture cards. Place scissors and glue at the center.
2. The student cuts out a double-picture card, names each picture, and determines if the two pictures share the same initial, medial, or final sound (e.g., “banana” and “bike” share the same initial sound).
3. Places and glues the card under the correct heading on the student sheet (i.e., head of the shark). Student may wait until assured that all cards are in the correct places before gluing.
4. Teacher evaluation

Name _____		
Phoneme Quest PA.012		
		
		


#### Extensions and Adaptations

- ▶ Sort double-picture cards on a pocket chart by initial, final, or medial sound changes using picture cards from Student Center Activity PA.022: Phoneme Position Sort.

# Phonological Awareness

PA. 012

Phoneme Quest



watermelon/can  
heart/card  
window/toe  
hive/kite  
tree/cry

star/saddle  
computer/zipper  
banana/bike  
juice/jar  
drum/game

guitar/glue  
bird/shirt  
carrot/bat  
camel/clown  
inch/ant

Name \_\_\_\_\_

Phoneme Quest

PA. 012

