



Phonological Awareness

PA. 019

Phoneme Manipulating

What's Left?

Objective

The student will manipulate phonemes in words.

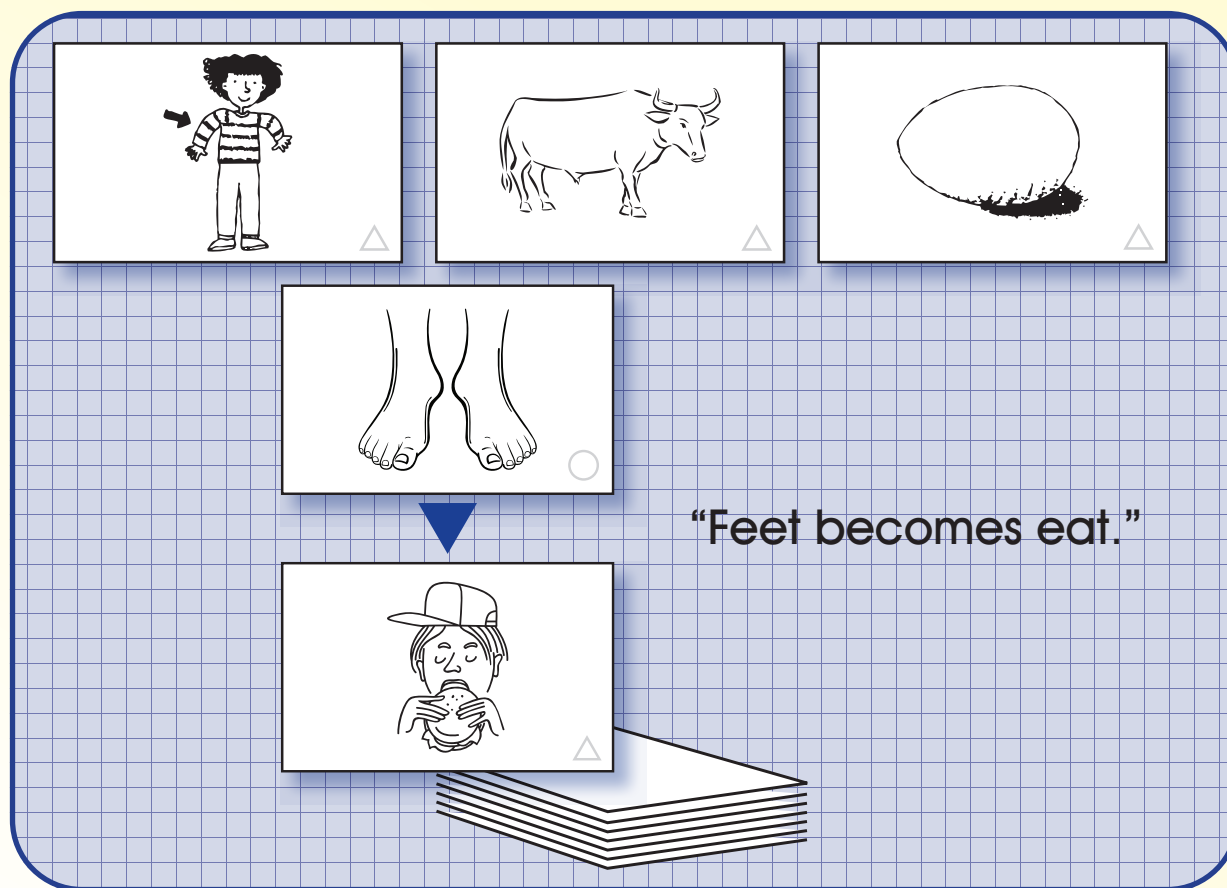
Materials

► Phoneme deletion picture cards

Activity

Students manipulate initial phonemes and match the new word to picture.

1. Divide phoneme deletion picture cards by shape icon. Place cards with circles face down in a stack on a flat surface. Place cards with triangles face up in rows.
2. Taking turns, students select the top card from the stack and name the picture.
3. Delete initial phoneme and say resulting word (e.g., “feet becomes eat”).
4. Find picture and keep the pair.
5. Continue until all matches are made.
6. Peer evaluation



“Feet becomes eat.”

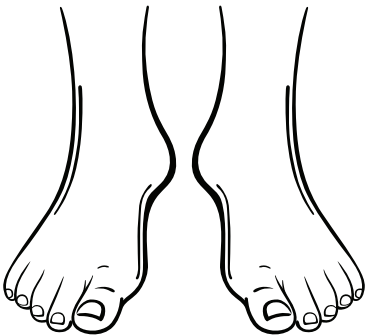

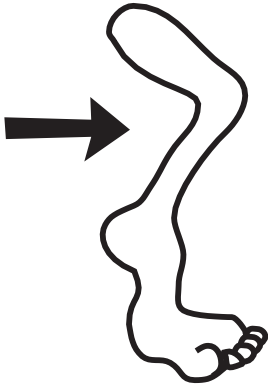
Extensions and Adaptations

► Add a different initial phoneme to triangle cards to form new words.

Phonological Awareness

What's Left?

PA. 019









leg, egg, box, ox, feet, eat, farm, arm



Phonological Awareness

PA. 019

What's Left?










dice, ice, pie, eye, cup, up, gate, eight



Phonological Awareness

What's Left?

PA. 019




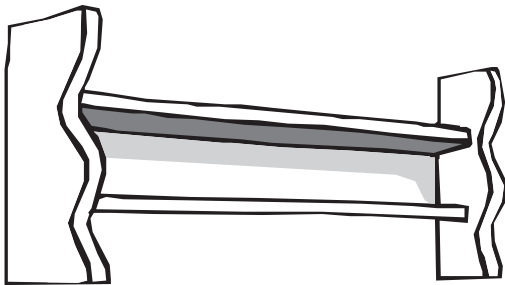


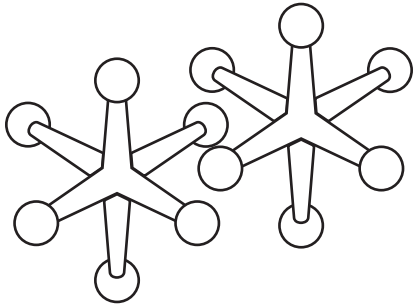
deer, ear, tape, ape, pants, ants, towel, owl



Phonological Awareness

PA. 019

What's Left?



jacks, ax, wheel, eel, shelf, elf, beagle, eagle

