



Phonological Awareness

PA. 006

Phoneme Matching

Medial Phoneme Dominoes

Objective

The student will match medial phonemes in words.

Materials

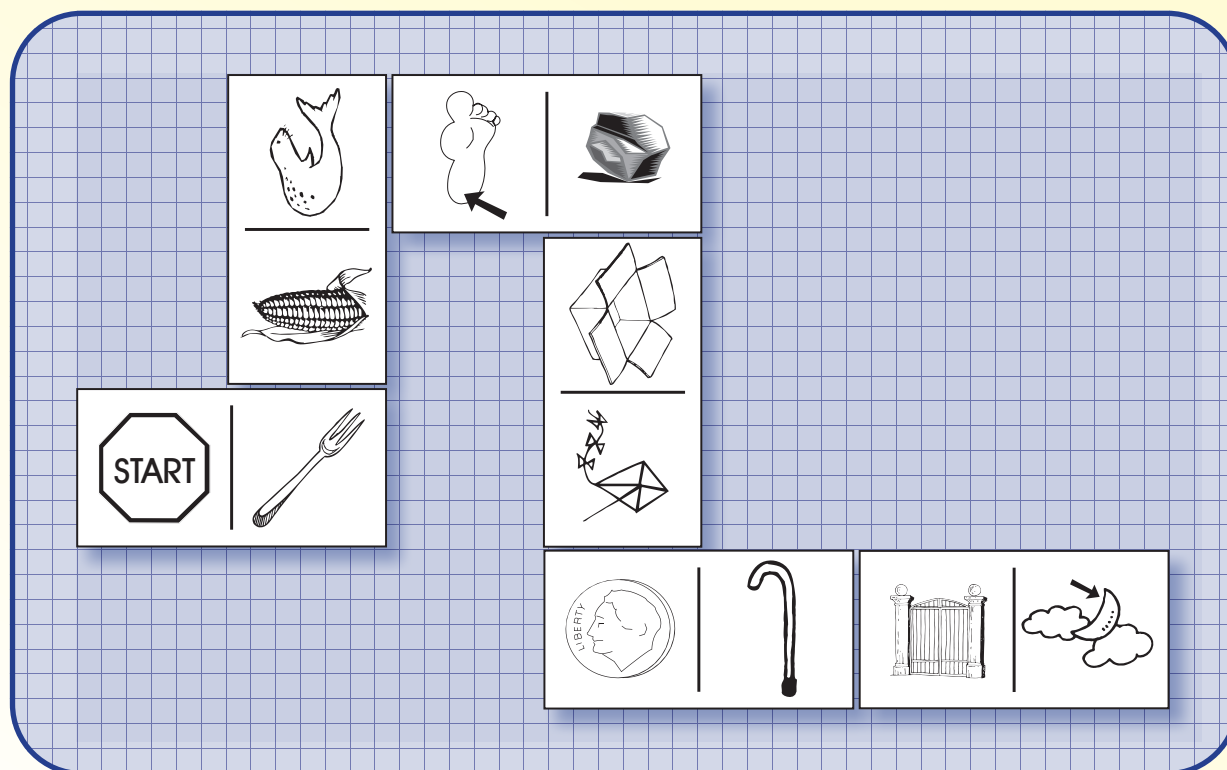
► Set of domino picture cards

Note: There are six dominoes per page and each one has two pictures (e.g., box/kite).

Activity

Students match medial sounds by playing dominoes.

1. Scatter domino picture cards face up on a flat surface.
2. Taking turns, student one places the START domino on the table and says the name and medial sound of the picture on the end of the domino (e.g., “fork, /or/”).
3. Student two finds the domino with the matching medial phoneme; says name and medial sound of the picture (e.g., “corn, /or/”).
4. Connects it to the original domino.
5. Continue until all the dominoes are connected.
6. Peer evaluation








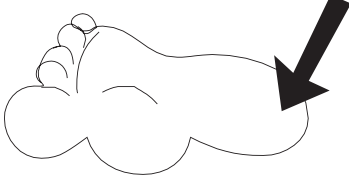


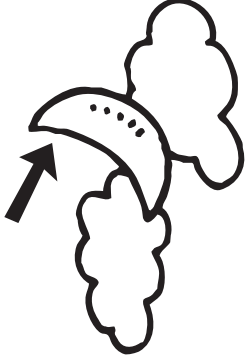
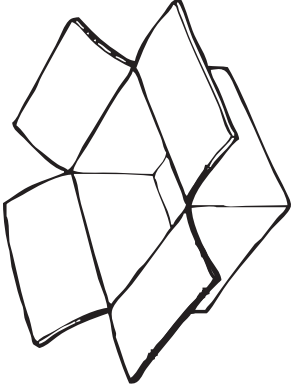


Extensions and Adaptations

► Use dominoes with initial or final phonemes.

Phonological Awareness

Medial Phoneme Dominoes

PA. 006

 _____	 _____	 _____
		
 _____	 _____	
		






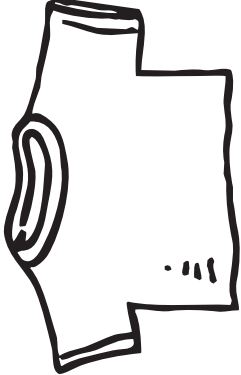
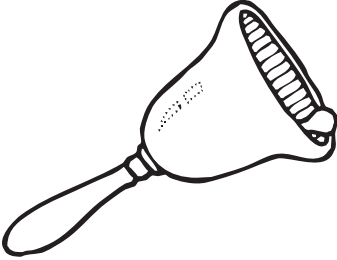

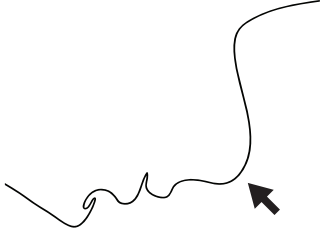
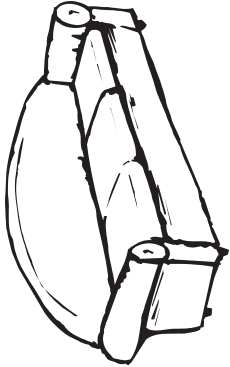


START/fork, corn/seal, heel/rock, box/kite, dime/cane, gate/moon



Phonological Awareness

PA. 006

Medial Phoneme Dominoes

 <hr/>	 <hr/>	 <hr/>
		
 <hr/>	 <hr/>	 <hr/>
		





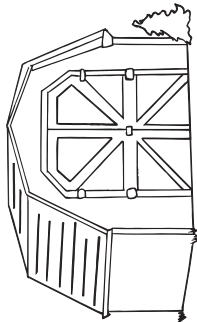
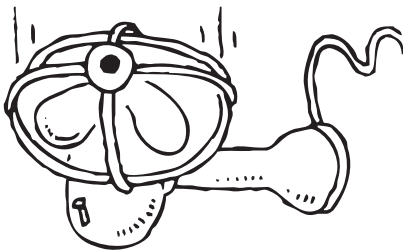
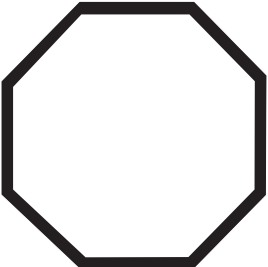

tooth/mug, sun/bird, shirt/mouse, couch/bell, hen/rose, bone/chin



Phonological Awareness

Medial Phoneme Dominoes

PA. 006

 _____	 _____	 _____
		
 _____	_____	_____
		

hip/shark, barn/cab, fan/hook, book/STOP



Phonological Awareness

PA. 006

Medial Phoneme Dominoes

<hr/>	<hr/>	<hr/>
<hr/>	<hr/>	<hr/>

