



Main Idea Mania

Objective

The student will identify supporting details and main ideas in text.


Materials

- ▶ Expository text
Choose text within students' instructional-independent reading level range.
- ▶ Sticky notes
Place sticky notes strategically throughout the text in places where it is appropriate to stop and identify supporting details and main ideas.
- ▶ Student sheet
Provide enough copies to record main ideas in text. Can be copied double-sided and stapled.
- ▶ Pencils

Activity

Students determine main ideas and supporting details by discussing text.

1. Provide each student with a copy of the text. Provide multiple student sheets (depending on the number of main ideas). Students will share these sheets.
2. Taking turns, student one writes and reads the topic and the text aloud until designated stopping point.
3. Brainstorms and discusses the main idea and its supporting details with student two.
4. Writes the main idea statement and the supporting details on the student sheet in designated areas.
5. Hands student sheet to student two and reverse roles.
6. Continue until the text is read and all main ideas and supporting details are recorded.
7. Teacher evaluation



Extensions and Adaptations

- ▶ Use other graphic organizers.
- ▶ Write main ideas and supporting details on separate index cards to play a memory game or exchange with a partner to match together.

Name _____

C. 017

Main Idea Mania

Topic _____

main idea _____

detail _____

detail _____

main idea _____

detail _____

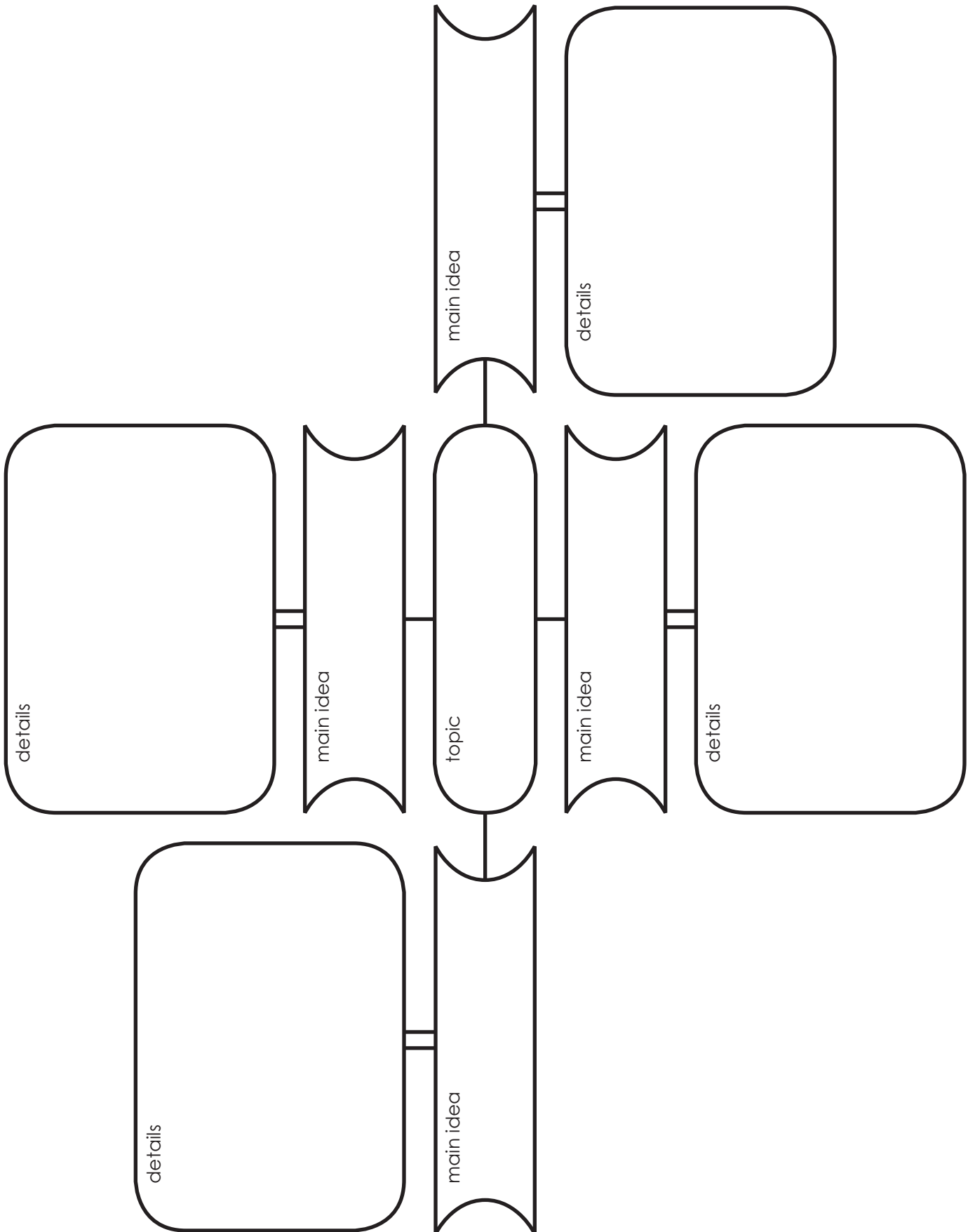
detail _____

main idea _____

detail _____

detail _____

Name _____



Name _____

C.017

Main Idea Mania

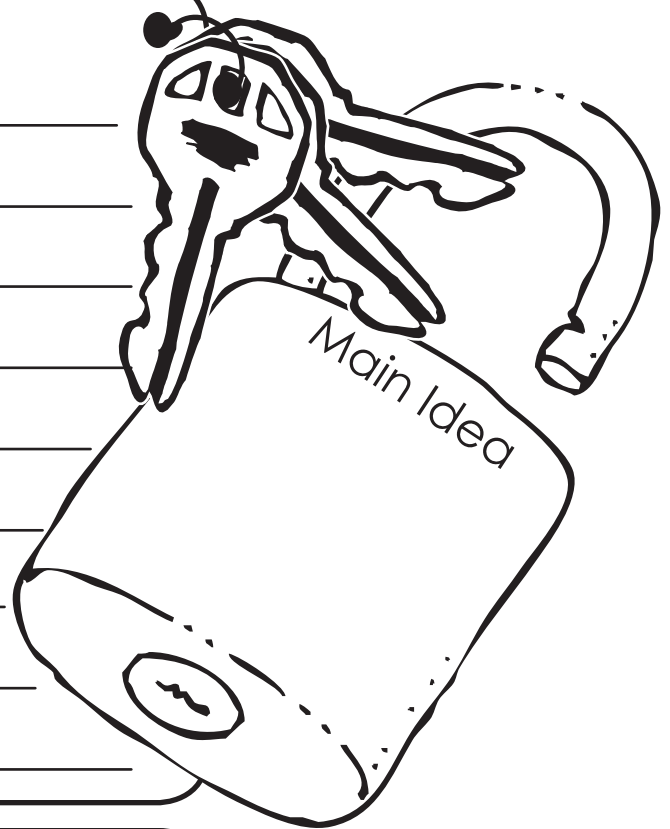
Topic: _____

Supporting Details

1. _____

2. _____

3. _____




Supporting Details

1. _____

2. _____

3. _____



Name _____

Main Idea Mania

C. 017

Main Idea:

Main Idea:

Main Idea:

Details:

1.

2.

3.

Details:

1.

2.

3.

Details:

1.

2.

3.

Topic
