



### Objective

The student will match medial phonemes to graphemes.

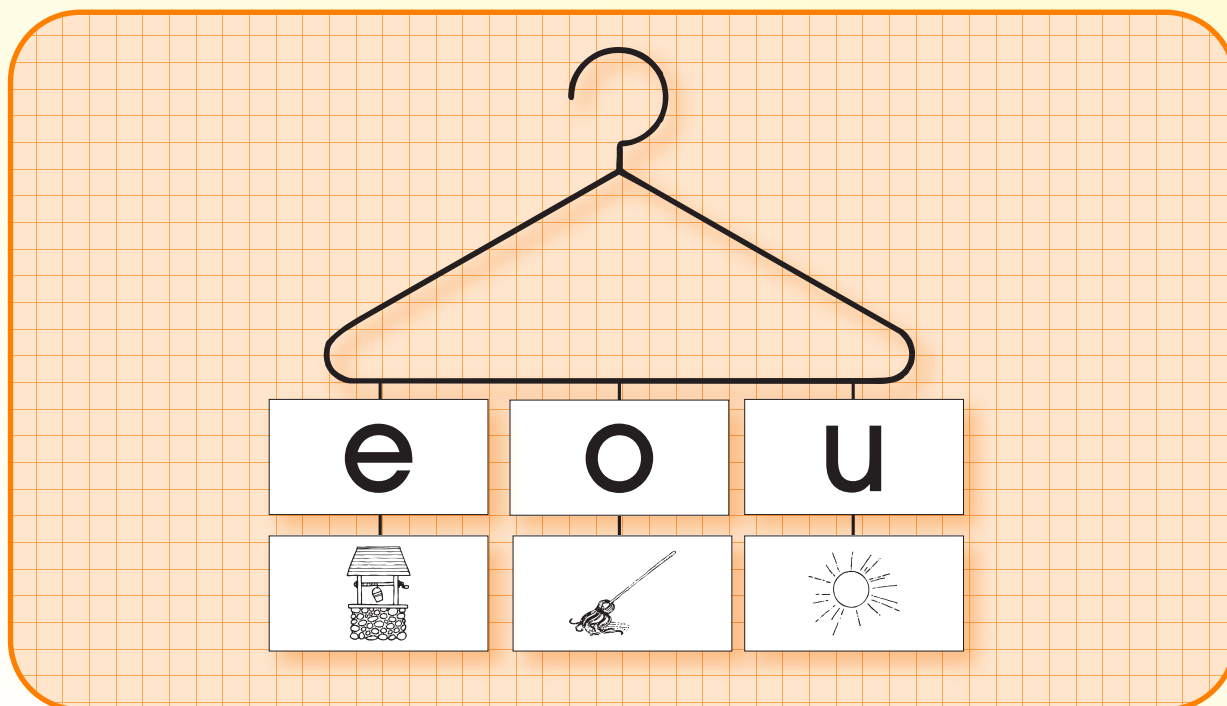
### Materials

- ▶ Vowel letter cards  
*Choose three target letter cards and punch a hole in the top center of each.*
- ▶ Medial sound picture cards  
*Choose picture cards that correspond to target letters and punch a hole in the top and bottom of each.*
- ▶ Clothes hanger
- ▶ String, yarn, or clear fishing line

### Activity

**Students sort medial sound picture cards to letters while making a mobile.**

1. Place vowel letter cards at the center. Place medial sound picture cards face up in a stack. Provide the student with a clothes hanger and string.
2. The student ties the letter cards across the clothes hanger while saying the name and sound of each.
3. Selects a medial sound picture card, names the picture, and says its medial sound (e.g., “well, /e/”).
4. Looks for the letter on hanger that corresponds to the medial sound, names it (i.e., “e”), and places it below that letter.
5. Continues until all cards are sorted. Ties each card under the corresponding letter.
6. Teacher evaluation





### Extensions and Adaptations

- ▶ Use other target letters.
- ▶ Sort initial or final sounds.

# Phonics

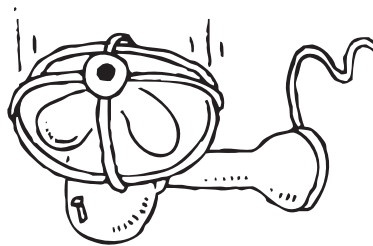
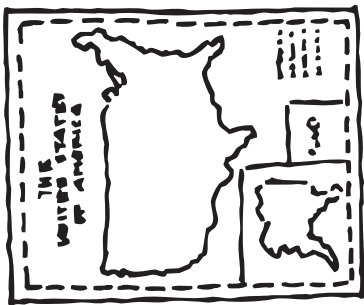
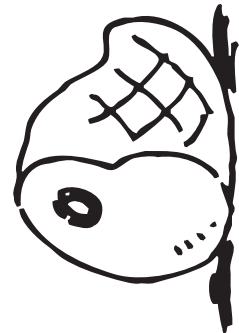

Letter-Sound Mobile

P. 021



vowel letter cards





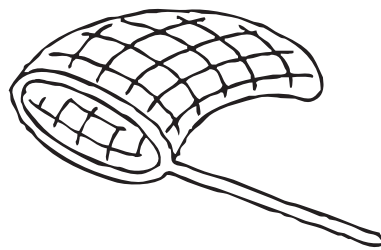
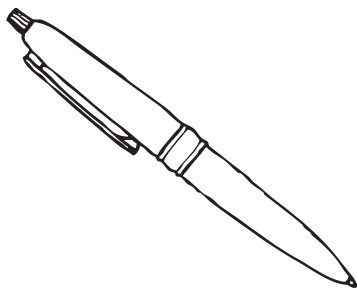
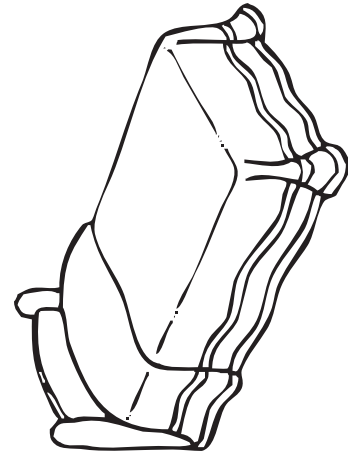


medial sound picture cards: hat, cat, ham, map, fan



# Phonics


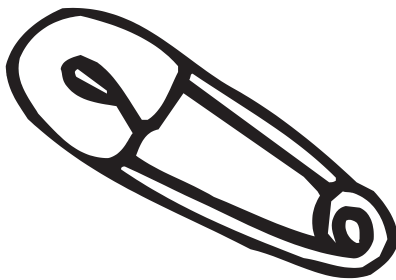


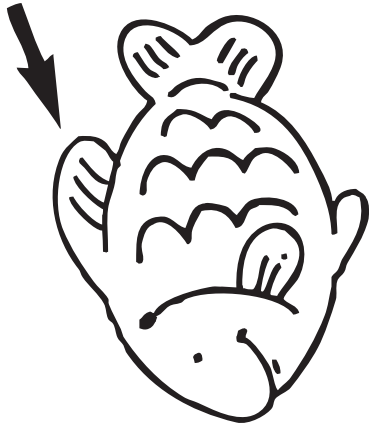
Letter-Sound Mobile

P. 021



medial sound picture cards: well, check, bed, pen, net







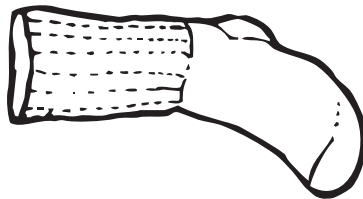
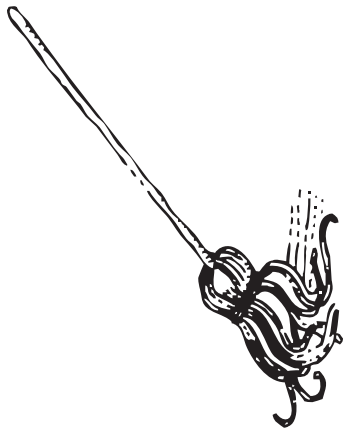
medial sound picture cards: fin, ship, chick, pin, pig



# Phonics



Letter-Sound Mobile

P. 021



medial sound picture cards: mop, sock, dog, pot, doll





medial sound picture cards: mug, gum, duck, sun, rug

