



Phonological Awareness

PA. 010

Alliteration
Alliteration Action

Objective

The student will repeat and produce alliterative phrases.

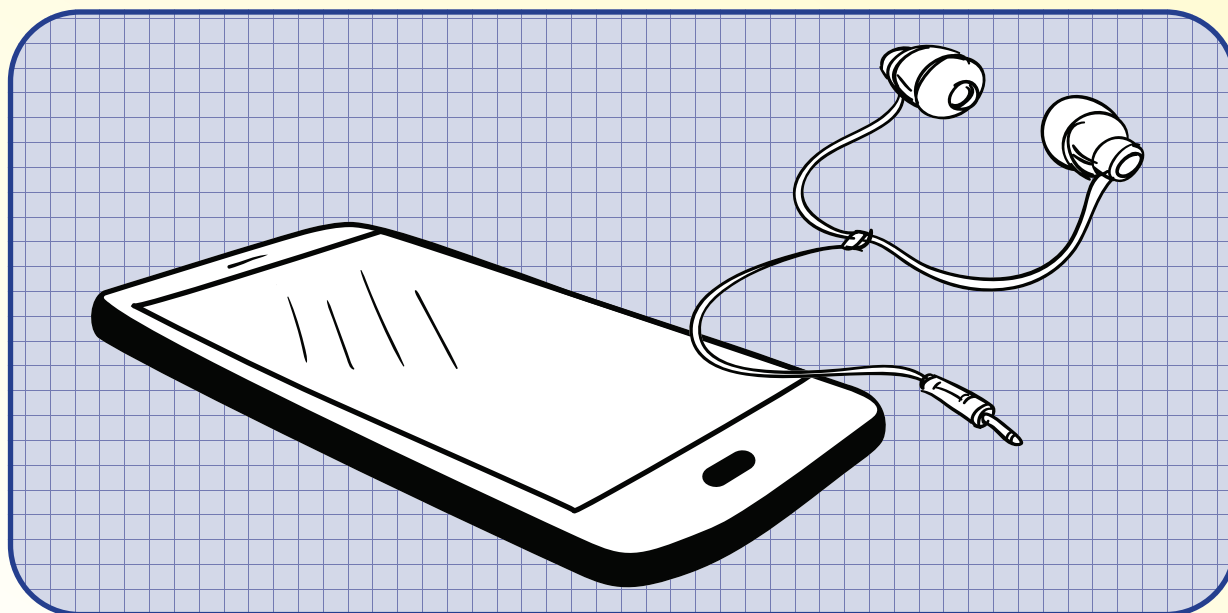
Materials

- ▶ Media player with alliterative songs
- ▶ Headphones
- ▶ Gloves
- ▶ *Optional: Use paper hands on popsicle sticks*
- ▶ Paper
- ▶ Crayons or markers

Activity

Students interact with alliterative music.

1. Place the media player with alliterative recordings at the center. Provide student with gloves, paper, and crayons.
2. The student puts on the gloves and headphones.
3. Claps hands or finger taps to the beat.
4. Interacts with the song (repeats alliterative sentences).
5. Draws a picture illustrating an alliterative sentence on paper.
6. Teacher evaluation





Extensions and Adaptations

- ▶ Write and illustrate silly sentences.
- ▶ Develop an alliterative recording or video.
- ▶ Listen to and repeat alliterative (or silly) sentences with a partner.
- ▶ Change the initial sound to make another silly sentence (e.g., Seter Siper sicked a seck of sickled seppers.).

Phonological Awareness

Alliteration Action

PA. 010



clapping hands

