



Phoneme Segmenting

PA. 045

Sound Spin



Objective

The student will segment phonemes in words.



Materials

- ▶ Two-to-five phoneme picture cards
- ▶ Sound spinner
Copy on card stock.
- ▶ Brad
Attach arrow to the spinner with the brad.
- ▶ Student sheet
- ▶ Crayons or markers



Activity

Students count phonemes in words while playing a spinner game.

1. Place phoneme picture cards face up in rows. Place spinner and crayons at the center. Provide each student with a student sheet.
2. Taking turns, students spin the arrow to identify a number.
3. Locate one picture card with the corresponding number of phonemes. Point to and name the picture. Orally segment it into phonemes (e.g., “*icicle*, /ī/ /s/ /i/ /k/ /l/”).
4. Illustrate the picture under the corresponding number on the student sheet.
5. Continue until student sheets are complete.
6. Teacher evaluation

"*icicle*.../ī/.../s/.../i/.../k/.../l/."



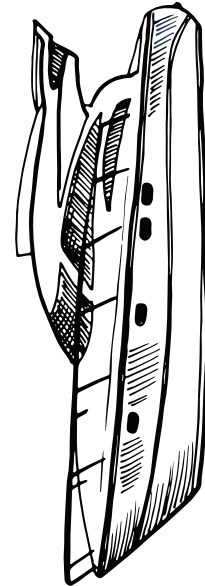



Extensions and Adaptations

- ▶ Play using other phoneme picture cards.
- ▶ Draw other phoneme pictures corresponding with the numbers in each section of the student sheet.

Phonological Awareness

PA. 045

Sound Spin




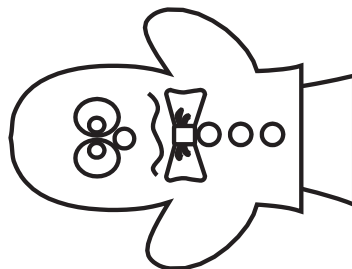
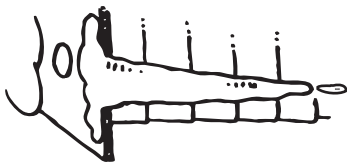
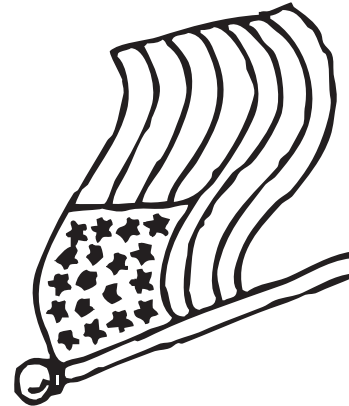

phoneme picture cards: tie-2, four-2, owl-2, ball-3, leaf-3, boat-3



Phonological Awareness

Sound Spin

PA. 045




phoneme picture cards: six-4, block-4, flag-4, icicle-5, puppet-5, radio-5



Phonological Awareness

PA. 045

Sound Spin



spinner

Phonological Awareness

Sound Spin

PA. 045

2

3

4

5