

Phonological Awareness



Phoneme Segmenting and Blending

PA. 047

Treasure Chest



Objective

The student will segment and blend phonemes in words.



Materials


- ▶ Two-to-four phoneme picture cards
- ▶ Student sheet
- ▶ Box
Decorate as a treasure chest.
- ▶ Pennies
- ▶ Crayons or markers



Activity

Students segment words into phonemes to use as clues and blend together to play a treasure chest game.

1. Place phoneme picture cards face down in a stack. Place treasure chest, pennies, and crayons on a flat surface. Provide each student with a student sheet.
2. Taking turns, student one selects a picture card and silently names the picture (e.g., “tree”). Orally segments the word into phonemes (e.g., “/t/ /r/ /ē/”) and turns the card face down.
3. Student two blends the phonemes together and says the word (i.e., “tree”).
4. If correct, puts one penny for each phoneme in the treasure chest. If not correct, places card at the bottom of the stack.
5. Both students find the corresponding picture on their student sheet and record the number of phonemes.
6. Continue until all picture cards are used.
7. Teacher evaluation




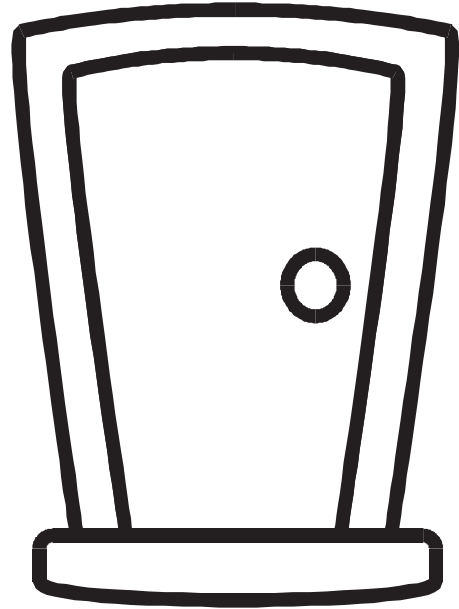
Extensions and Adaptations

- ▶ Use other picture cards.
- ▶ Write the initial letter under the corresponding picture on the student sheet.

Phonological Awareness

PA. 047

Treasure Chest




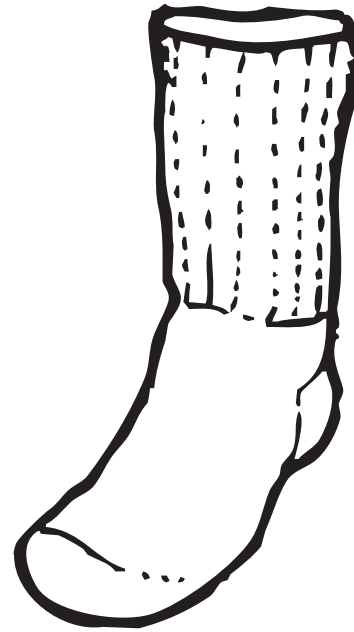
phoneme picture cards: toe-2, door-2, shoe-2, egg-2



Phonological Awareness

Treasure Chest

PA. 047




phoneme picture cards: nose-3, sock-3, shark-3, tree-3



Phonological Awareness

PA. 047

Treasure Chest




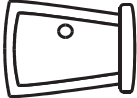





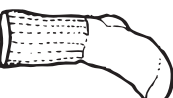




phoneme picture cards: baby-4, tiger-4, snail-4, ladder-4



Phonological Awareness

Treasure Chest

PA. 047

				
				
				
				
				
				
				
				
				
				
				
				
4	3	2	1	