

Phonological Awareness



Sentence Segmentation

PA. 015

Sentence Graph



Objective

The student will segment sentences into words.



Materials


- ▶ Media player with recorded scripts
- ▶ Headphones or earbuds
- ▶ Sentence Graph
- ▶ Pencil



Activity

Students count and graph words while listening to recorded sentences.

1. Place the media player with recorded scripts and headphones at the center. Provide the student with a Sentence Graph.
2. The student puts on the headphones and listens to the directions.
3. Listens to the sentence. Listens again while marking one box per word. Listens a third time while checking marks.
4. Continues until Sentence Graph is complete.
5. Teacher evaluation



Extensions and Adaptations

- ▶ Graph other sentences.
- ▶ Make and use other graphs.

Teacher Script

Preparation:

Record each item and allow time for student to answer, or instruct student to pause the media player before listening to the next sentence.

Please note: It is important to say sentences at an even rate; not to emphasize each word.

Teacher begins recording:

On your student sheet you will find 12 pictures. I will say “find a picture.” You will put your pencil in the first box next to that picture. I will then say a sentence three times. The first time I will say “listen” and you will listen very carefully. Then I will say “mark” and I will repeat the sentence. You will put one “X” in a box for every word I say. The first “X” goes in the box under number 1, the second “X” goes in the box under number 2, and so on. Then I will say “listen and check.” I will say the sentence a third time while you check your marks.

Let’s try one.

Find the jet. When you find it, put your pencil in the box next to it.

Listen: The jet was very loud.

Mark: The jet was very loud.

Listen and check: The jet was very loud.

Did you make five “X’s”?

Now we will begin.

Find the dog.

Listen: The dog is brown with white spots.

Mark: The dog is brown with white spots.

Listen and check: The dog is brown with white spots.

Find the baseball.

Listen: The team ran to the playground to play baseball.

Mark: The team ran to the playground to play baseball.

Listen and check: The team ran to the playground to play baseball.

Find the insect.

Listen: Insects always have three body parts and six legs.

Mark: Insects always have three body parts and six legs.

Listen and check: Insects always have three body parts and six legs.

Find the flower.

Listen: Yellow and blue flowers grew in the yard.

Mark: Yellow and blue flowers grew in the yard.

Listen and check: Yellow and blue flowers grew in the yard.

Phonological Awareness

Sentence Graph

PA. 015

Find the clown.

Listen: Clowns wear funny clothes and shoes.

Mark: Clowns wear funny clothes and shoes.

Listen and check: Clowns wear funny clothes and shoes.

Find the book.

Listen: She likes to read every night before going to sleep.

Mark: She likes to read every night before going to sleep.

Listen and check: She likes to read every night before going to sleep.

Find the cat.

Listen: The cat jumped over the log.

Mark: The cat jumped over the log.

Listen and check: The cat jumped over the log.

Find the zebra.

Listen: We saw a zebra at the zoo.

Mark: We saw a zebra at the zoo.

Listen and check: We saw a zebra at the zoo.

Find the flag.

Listen: There are fifty stars on the flag.

Mark: There are fifty stars on the flag.

Listen and check: There are fifty stars on the flag.

Find the cake.

Listen: Grandmother will bake a special chocolate cake for my birthday.



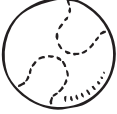








Mark: Grandmother will bake a special chocolate cake for my birthday.

Listen and check: Grandmother will bake a special chocolate cake for my birthday.

Phonological Awareness

PA. 015

Sentence Graph

	1	2	3	4	5	6	7	8	9	10
										
										
										
										
										
										
										
										
										
										
										

Phonological Awareness

Sentence Graph

PA. 015

	1	2	3	4	5	6	7	8	9	10