



Compound Word Hunt

Objective

The student will identify the meaning of compound words.

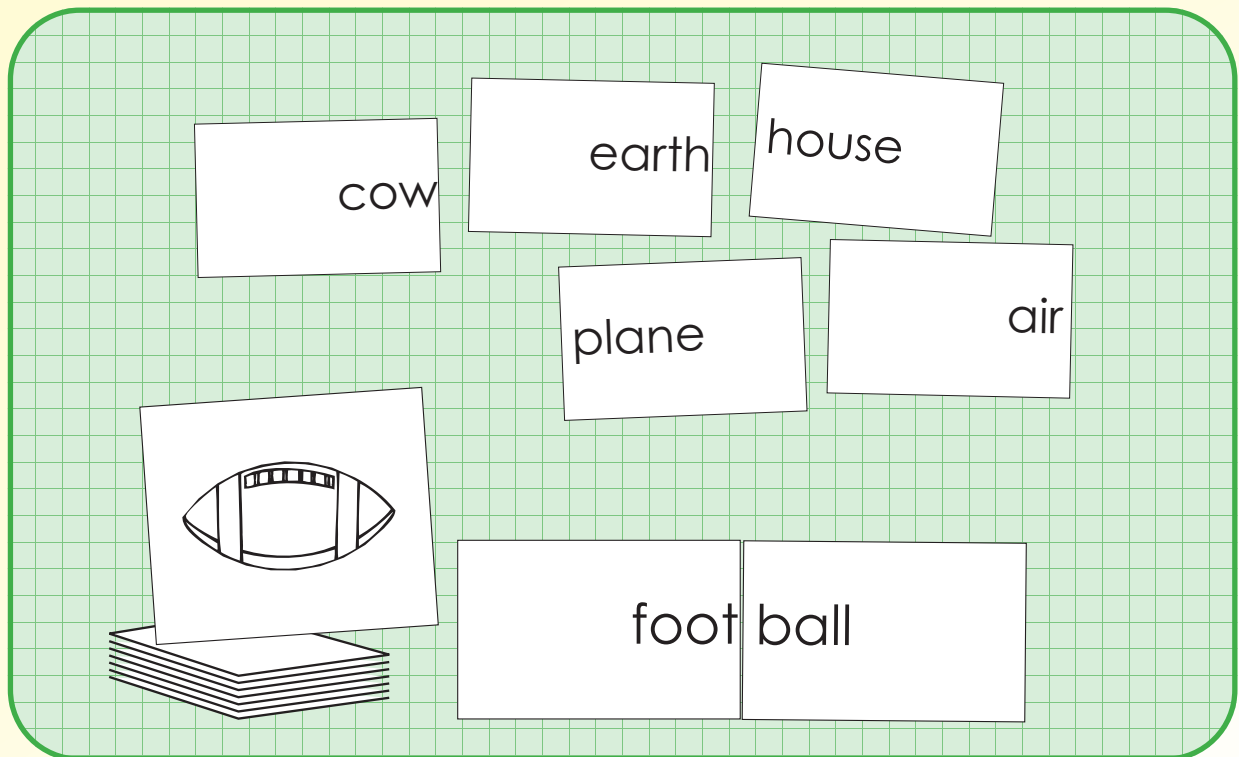
Materials

- ▶ Compound word cards
- ▶ Picture cards

Activity

Students make compound words by pairing word cards that name pictures.

1. Scatter compound word cards face up on a flat surface. Place picture cards face down in a stack.
2. Working in pairs, student one selects a picture card from the stack, names the picture (e.g., “football”), and says to partner, “What two words make this word?”
3. Student two repeats the word, identifies the two separate words (i.e., “football is made up of foot and ball”), and “hunts” for the two words. Places the cards together to make the compound word, and reads the word (i.e., “football”).
4. Reverse roles and continue until all pictures are matched with the words that form compound words.
5. Peer evaluation



Extensions and Adaptations

- ▶ Make and match other compound words and matching pictures.

air plane

bird house

cow boy

earth worm



Vocabulary

Compound Word Hunt

V. 009

finger nail

foot ball

jelly fish

rain bow

compound word cards



rattle snake

sun light

tooth brush

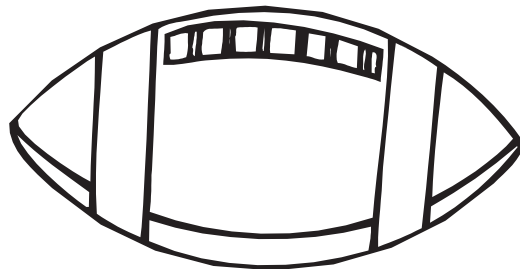


water melon



Vocabulary

Compound Word Hunt

V. 009



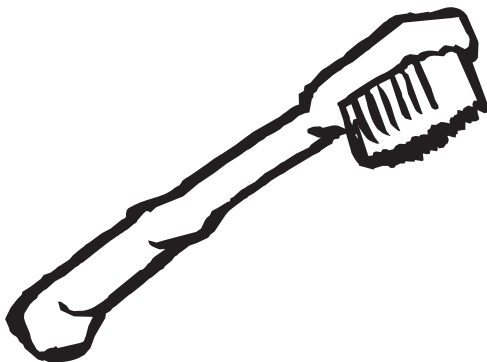



picture cards: airplane, birdhouse, cowboy, earthworm, fingernail, football



Vocabulary

V. 009

Compound Word Hunt



picture cards: jellyfish, rainbow, rattlesnake, sunlight, toothbrush, watermelon



Vocabulary

Compound Word Hunt

V. 009

blank cards

