

Language and Vocabulary

LV19

Clap and Stomp Together

Benchmark: D.1a, F.2a



Objective

The child will distinguish individual words within spoken phrases or sentences.



Materials

- Picture Cards (Activity Master) – *Copy on cardstock, cut apart and laminate.*
- Clap and Stomp Cards (Activity Master) – *Make multiple copies of each on cardstock, cut apart and laminate.*



Activity

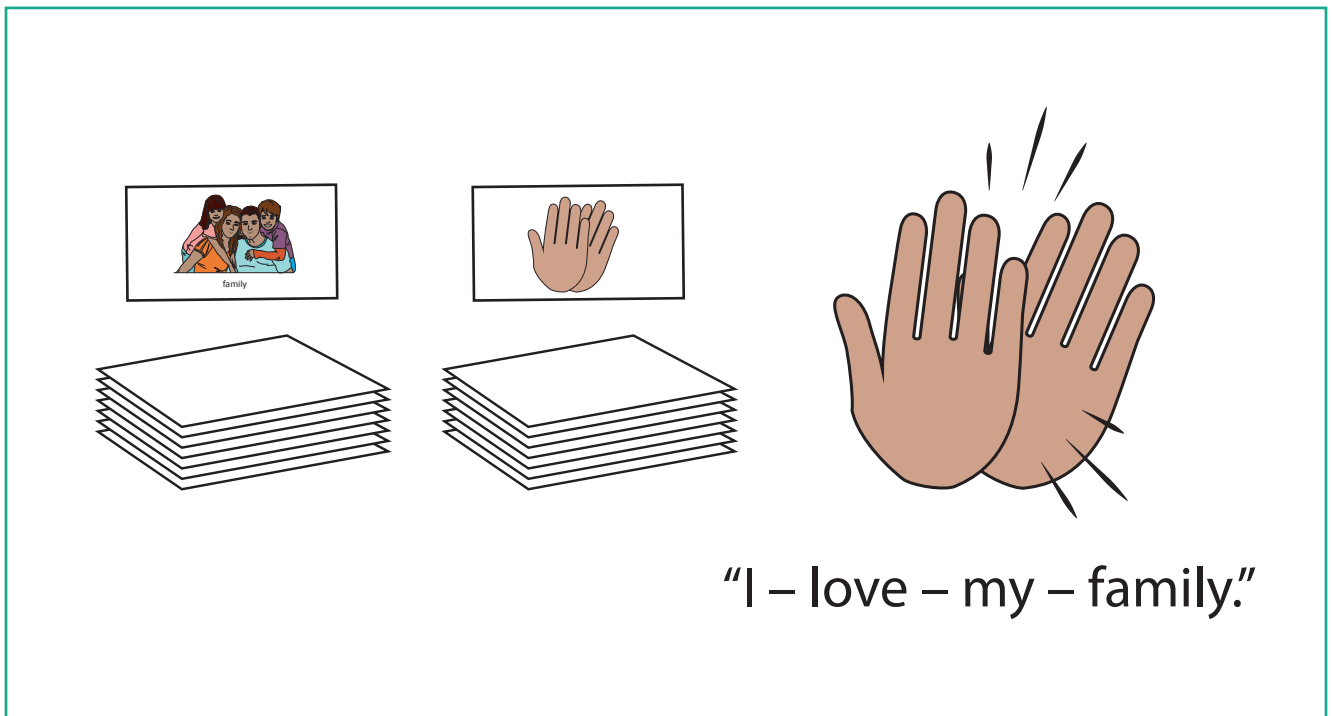
After teacher introduction, children will distinguish individual words within a spoken sentence by playing a clapping and Stomping game.

1. Set Picture Cards in a stack on a flat surface. Place the Clap or Stomp cards face down in a second stack on the flat surface.
2. Child one selects one card from the picture pile and one card from the Clap or Stomp pile (e.g., swing picture, clapping hands picture).
3. Child one creates a sentence about the picture and then claps out the individual words (e.g., I like to swing. 4 claps).
4. The other children in the group repeat the sentence, "I like to swing." and clap hands for individual words.
5. Continue taking turns until all cards have been used.
6. Peer evaluation.



Adaptations and Extensions

- Add blocks for setting out one block for each word (e.g., "I like to swing" would have 4 blocks.)
- Add rhythm sticks for tapping the words as they are heard.






Language and Vocabulary

LV19

Clap and Stomp Together

Benchmark: F.2a



Language and Vocabulary

LV19

Clap and Stomp Together


Benchmark: F.2a




umbrella



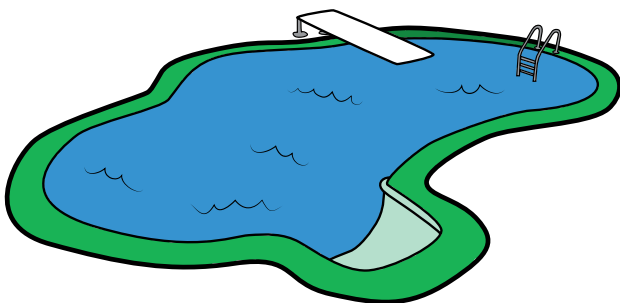
hot air balloon



family



macaroni



pool




clown

Language and Vocabulary


LV19

Clap and Stomp Together

Benchmark: F.2a



king



doghouse